

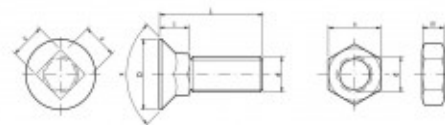

## **DIN 608 (4.8, 5.8)**

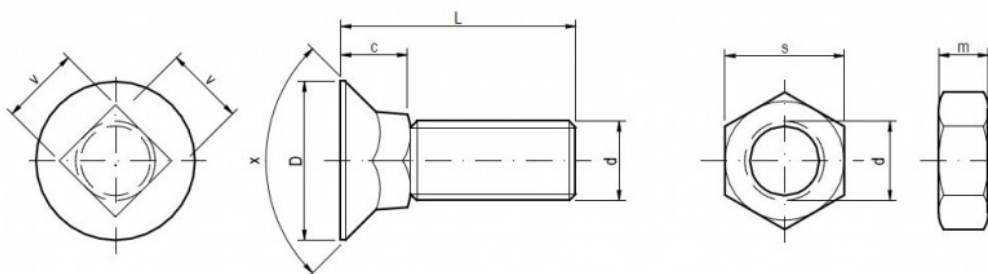
### **Plough bolts with square neck with nuts DIN 934 ( 8.8 )**

#### **THE MOST PARTICULAR USE**

The bolts to machinery of LEMKEN

The most often used code OEM LEMKEN 3015785 12 x 35





## Specifications

d	c	D	x	v	s	m
M 10	8,00	19,00	90°	10,00	17,00	8,00
M 12	10,50	24,00	90°	12,00	19,00	10,00
M 14	11,00	28,00	90°	14,00	22,00	11,00

The bolts DIN 608 do fit to machinery of OEM LEMKEN, ÖVERUM, PÖTTINGER, LANDSBERG, KVERNELAND, NIEMEYER, RABE, OVLAC, KÖCKERLING, FARMET, BEDNAR, ROSS, PHX, UNIA GRUDZIADZ, OPALL AGRI and many others.

## Packaging

Packed in boxes / pcs		Packaging without nuts	Packaging with nuts
10 x 25	DIN 608 (4.8, 5.8)	200	150/150
10 x 30	DIN 608 (4.8, 5.8)	150	100/100
10 x 35	DIN 608 (4.8, 5.8)	150	100/100
10 x 40	DIN 608 (4.8, 5.8)	100	100/100
10 x 45	DIN 608 (4.8, 5.8)	100	50/50
10 x 50	DIN 608 (4.8, 5.8)	100	50/50
10 x 55	DIN 608 (4.8, 5.8)	100	50/50

10 x 60	DIN 608 (4.8, 5.8)	150	100/100
10 x 65	DIN 608 (4.8, 5.8)	150	100/100
10 x 70	DIN 608 (4.8, 5.8)	150	100/100
10 x 75	DIN 608 (4.8, 5.8)	100	100/100
10 x 80	DIN 608 (4.8, 5.8)	100	50/50
10 x 90	DIN 608 (4.8, 5.8)	80	50/50
10 x 100	DIN 608 (4.8, 5.8)	80	50/50
12 x 30	DIN 608 (4.8, 5.8)	100	50/50
12 x 35	DIN 608 (4.8, 5.8)	100	50/50
12 x 40	DIN 608 (4.8, 5.8)	150	100/100
12 x 45	DIN 608 (4.8, 5.8)	150	100/100
12 x 50	DIN 608 (4.8, 5.8)	100	100/100
12 x 55	DIN 608 (4.8, 5.8)	100	50/50
12 x 60	DIN 608 (4.8, 5.8)	100	50/50
12 x 65	DIN 608 (4.8, 5.8)	90	50/50
12 x 70	DIN 608 (4.8, 5.8)	80	50/50
12 x 75	DIN 608 (4.8, 5.8)	80	50/50
12 x 80	DIN 608 (4.8, 5.8)	60	50/50
12 x 90	DIN 608 (4.8, 5.8)	50	50/50
12 x 100	DIN 608 (4.8, 5.8)	50	50/50